


NET PLAY



Version 33 10 Mar 11

Created by Tom Craig

Technical Assistance by Gloria Cox

An interactive MS Office PowerPoint presentation developed by Tom Craig, TASO VB, District 4 Director and President, Heart of Texas Chapter.

Technical assistance provided by Gloria Cox, TASO VB Rules Interpreter.

This presentation is best viewed using MS Power Point 2007 but can be viewed with earlier versions of PP. Some of the animation may not work with older versions of PP.

To advance the presentation, click the mouse button once to advance to the next item in the presentation at your own pace.

This presentation is available at www.hot-vb.com. You can contact Tom Craig at tcraig53@hot.rr.com

VERSION 33, 10 Mar 11 **CHANGES**

- No changes were necessary to conform to 2011-2012 rules.

AGENDA

- **Blocking Situations**
 - Definition
 - Collective Blocks - 4
 - Normal Blocks - 4
- **Back Row Player Situations (BRP) - 8**
- **Serving Situations - 3**
- **Over The Net Situations - 7**

BLOCKING SITUATIONS

9.5.1.c - DEFINITION OF A BLOCK

The action of a player(s) close to the net that deflects the ball coming from the opponent by reaching higher than the top of the net. A block may involve wrist action provided there is no prolonged contact. Often called a stuff block but there cannot be any prolonged contact.

9.5.1.c - DEFINITION OF A BLOCK

- 1. Block Attempt - the action of blocking without touching the ball. An attempt does not constitute a block. The libero MAY NOT attempt to block.**
- 2. Completed Block - when the ball is touched by a blocker. Only front row players are permitted to legally complete a block. Back row players can complete a block but that is illegal.**
- 3. Collective Block - a block executed by more than one blocker in close proximity (arms length) to each other. It is completed when one of the players in the collective block touches the ball. It is a blocking fault if a BRP or libero participates in a completed collective block.**


BLOCK ATTEMPT

Any player (back or front row) attempts to block the ball and does not touch the ball, this is a block attempt. The libero MAY NOT attempt a block (hands above the top of net).

LEGAL

OR

ILLEGAL



Any Player

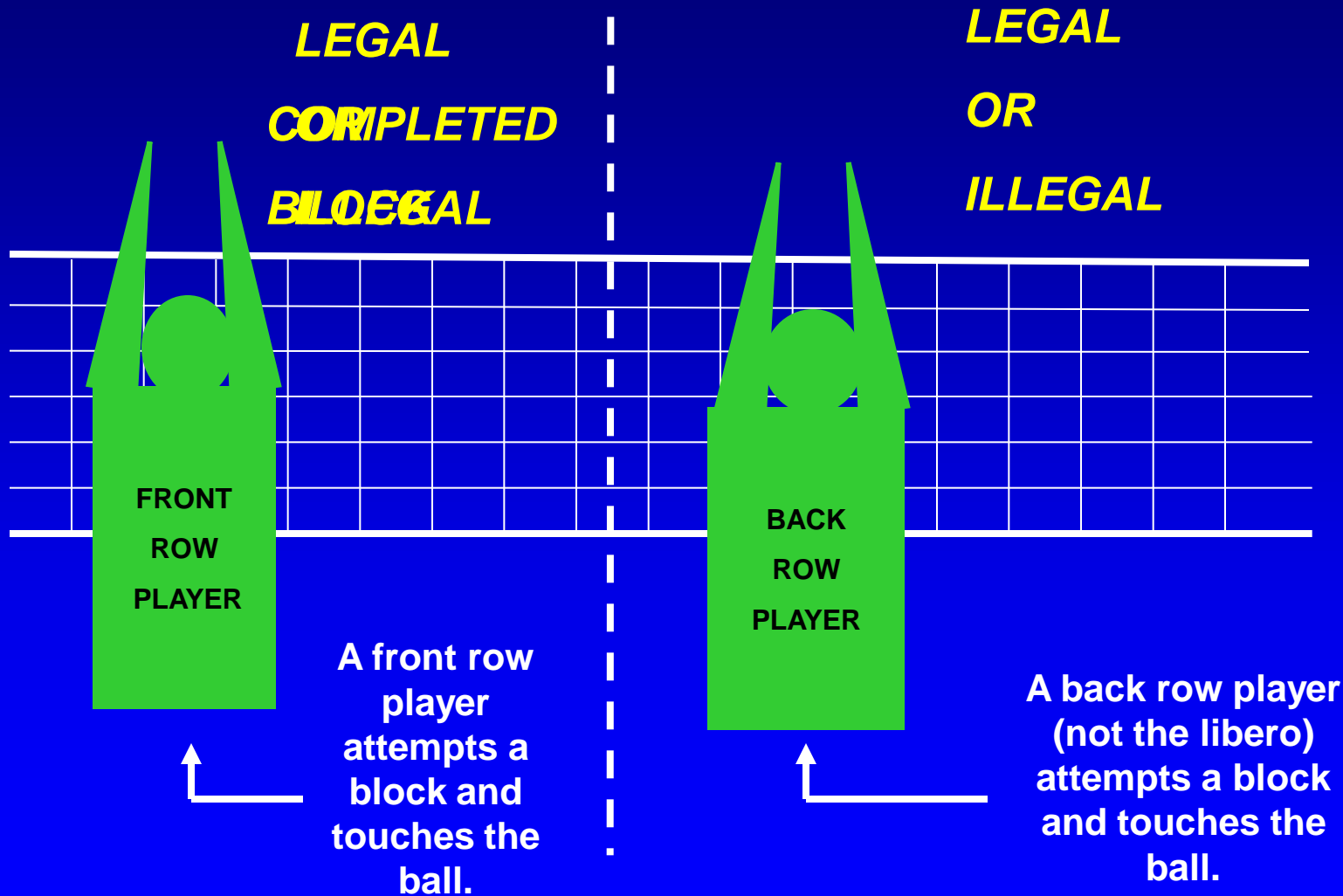
Front or Back Row

Except the Libero

The ball is not touched

COMPLETED BLOCK ATTEMPT

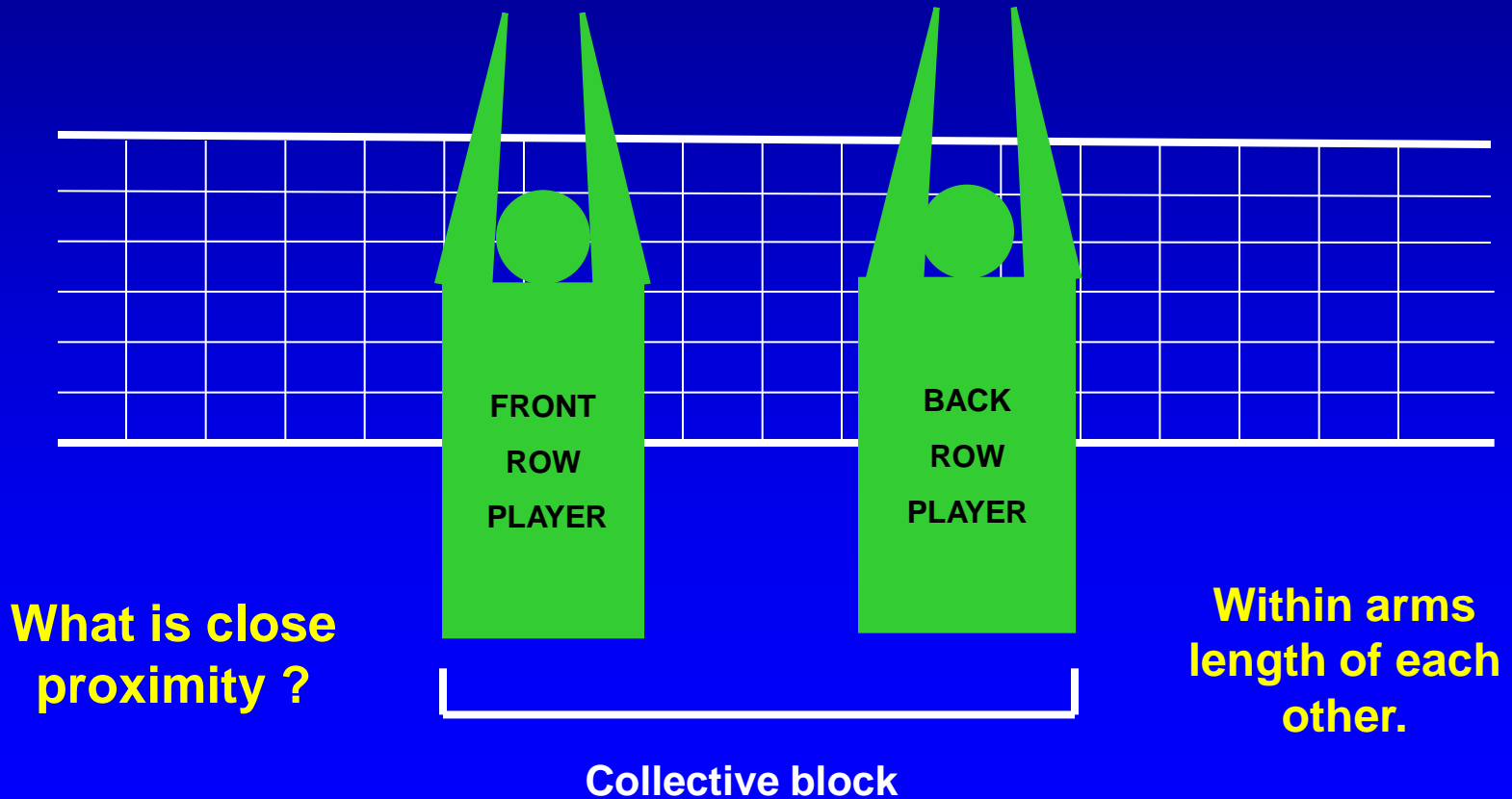
When the ball is touched by a blocker



COLLECTIVE BLOCKS

COLLECTIVE BLOCK - 1

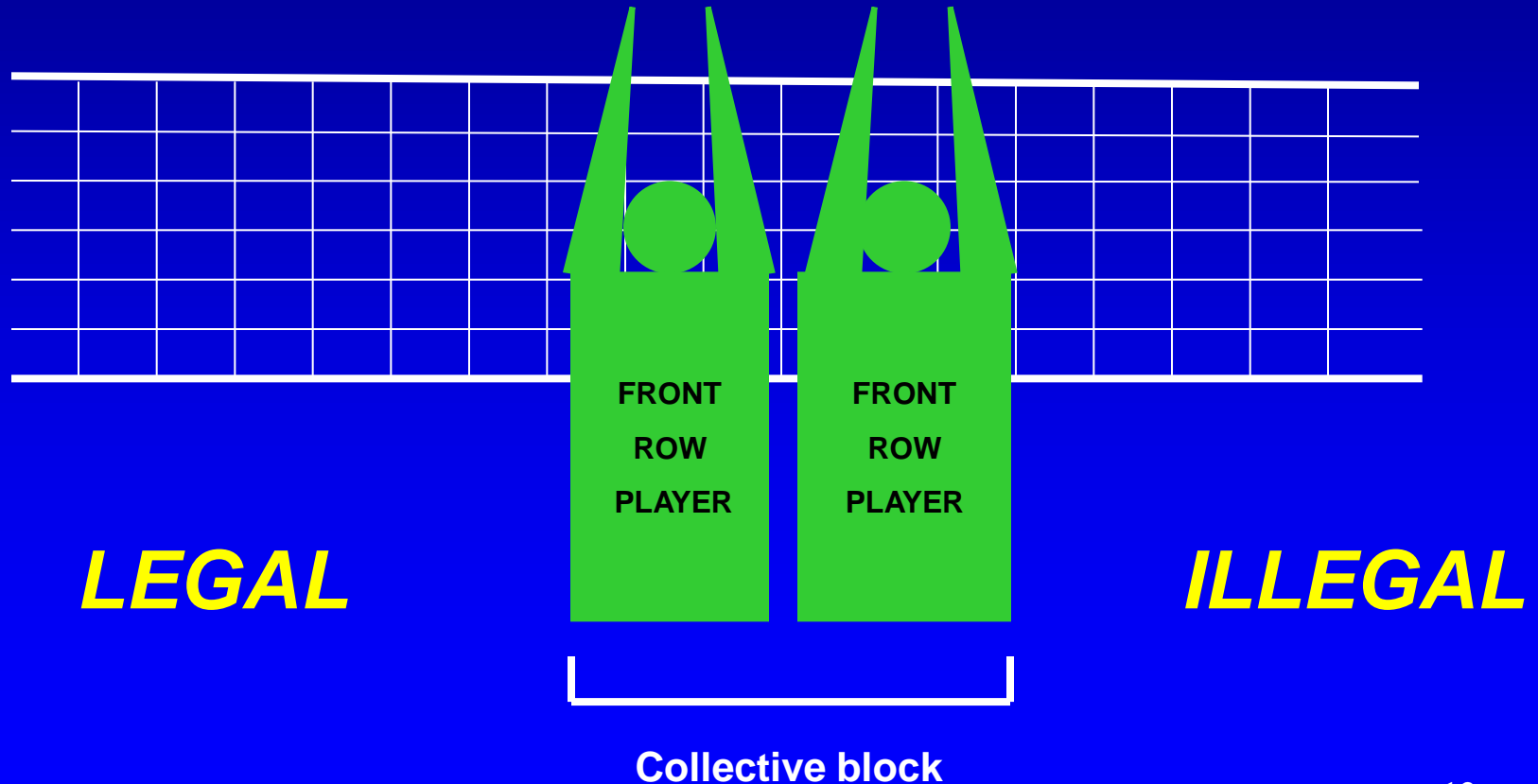
A block executed by more than one blocker in close proximity to each other.



COLLECTIVE BLOCK - 2

Two front row players in close proximity are blocking and the ball touches the collective block anywhere.

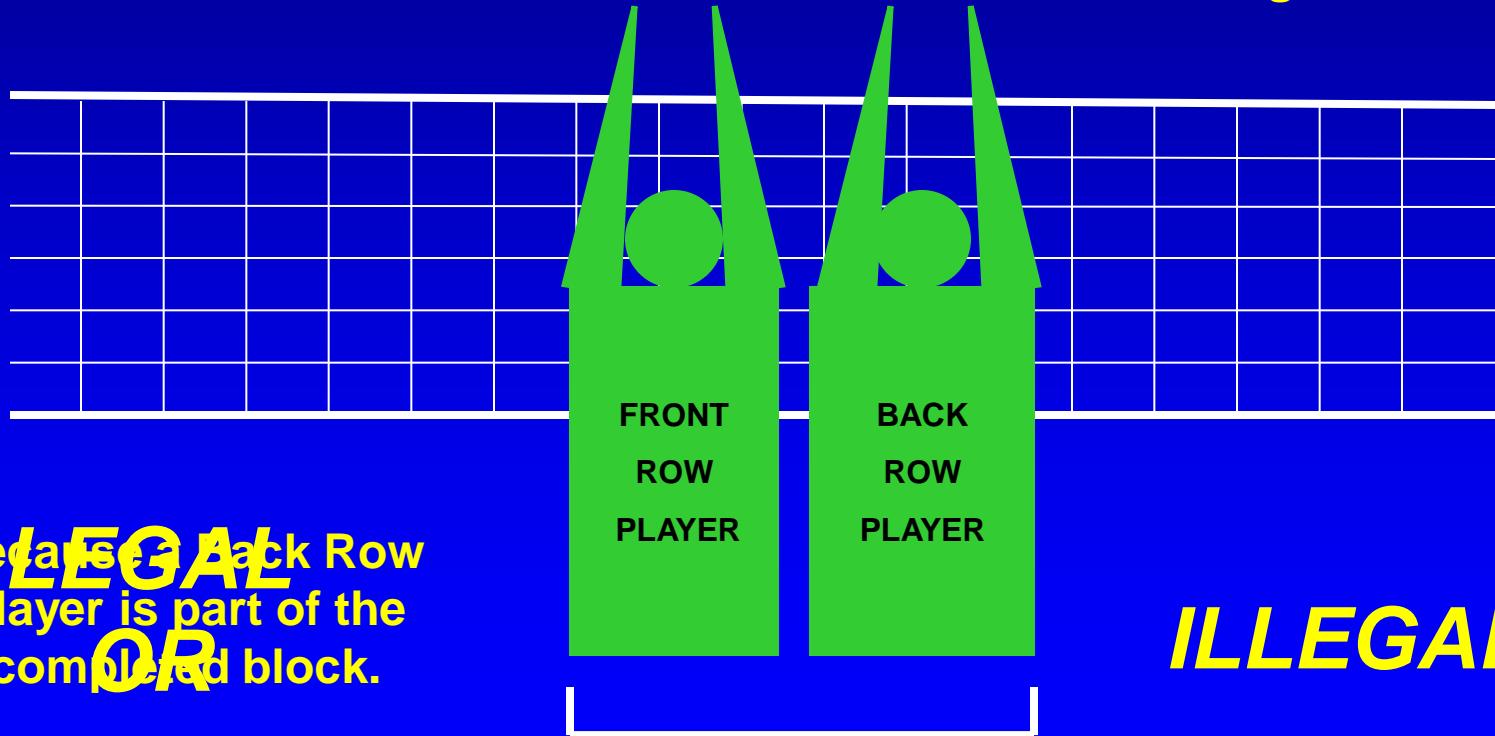
Both blockers are front row players.



COLLECTIVE BLOCK - 3

It does not matter what part of the collective block the ball touches.
One back row and one front row player are blocking and the ball touches the collective block anywhere.

If the ball touches any part of the collective block, it is illegal.
In this example the ball touches the front row player.



Because a Back Row player is part of the completed block.
LEGAL
OR

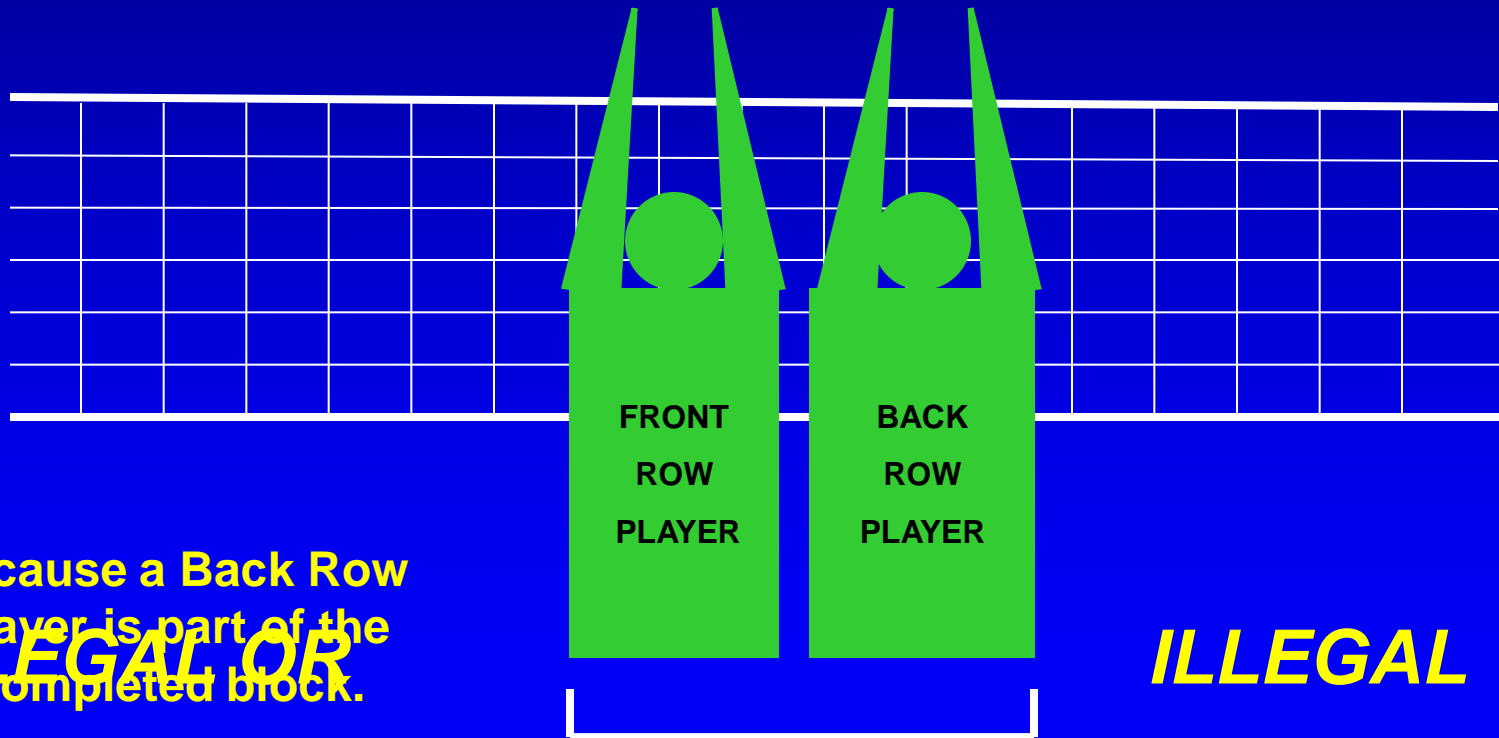
ILLEGAL

Collective block

COLLECTIVE BLOCK - 4

One back row and one front row player are blocking and the ball touches the collective block anywhere.

In this example the ball touches the back row player.



Because a Back Row player is part of the completed block.
LEGAL OR

ILLEGAL

Collective block

***NORMAL
BLOCKING
SITUATIONS***

9.6 - BLOCKING ACROSS THE NET

4. Blocking a ball which is entirely on the opponent's side of the net **IS PERMITTED** when the opposing team has had an opportunity to complete its attack. The attack is considered complete when:
 - a. The attacking team has completed its 3 allowable hits.
 - b. The attacking team has had the opportunity to spike the ball or, in the official's judgment, directs the ball towards the opponent's court.
 - c. The ball is falling near the net and, in the official's judgment, no member of the attacking team could make a play on the ball.


THINGS TO CONSIDER WHEN MAKING BLOCKING DECISIONS

- WHERE IS THE BALL

- In relation to the vertical plane of the net.

- The antenna's may be used to help determine if the ball is in the plane of the net.*

- In relation to the horizontal plane of the top of the net.



- WHAT IS THE POSITION OF THE PLAYER

- Are they front row or back row ?

BLOCKING SITUATION - 1, Rule 9.6.4.a

The green team has completed its 3 allowable contacts with a spike by a FR attacker.



LEGAL

OFFENSE

Here we go



The block is made across the net, while the ball is still completely on opponents side.

OR ILLEGAL

DEFENSE

BLOCKING SITUATION - 2, Rule 9.6.4.b

The attacking team has had an opportunity to complete the attack or directs the ball towards the opponent's court.

This situation is a 1st or 2nd contact

THE BALL IS ATTACKED

OFFENSE

The offense must always contact the ball first.

Here we go

The block is made across the net, while the ball is still completely on opponents side.

LEGAL OR ILLEGAL

DEFENSE

BLOCKING SITUATION - 3, Rule 9.6.4.c

c. The ball is falling near the net and, in the official's judgment, no member of the attacking team could make a play on the ball.

An example follows:

SITUATION

A spike from the right side is shanked (1st contact) towards the left side backboard by # 14 . # 22 makes a remarkable save (2nd contact) and passes the ball towards the net.

10

22

36

Everyone on this team runs towards the ball in an attempt to save it. # 22 saves the ball and passes it towards the net.

Here we go

14

26

8

A spike from the right side is shanked towards the backboard behind this team.

**N
E
T**

BLOCKING SITUATION - 3, Rule 9.6.4.c



BLOCKING SITUATION - 4

On any contact that causes the ball to enter the plane, any player can contact the ball first.

When the ball is in the plane of the net, it is anybody's ball, with one exception.

LEGAL OR ILLEGAL

Here we go

Exception: If either team has already contacted the ball 3 times, they must let the other team contact the ball first or they will be called for 4 hits.

ATTACK

BLOCK

OFFENSE

DEFENSE

The ball has entered the vertical plane of the net and is stuff blocked by the player on the far side of the net .

LEGAL



The setter, # 13, is a front row player and is trying to keep the over pass out of the blockers hands.

ILLEGAL

***BACK ROW
PLAYER
SITUATIONS***

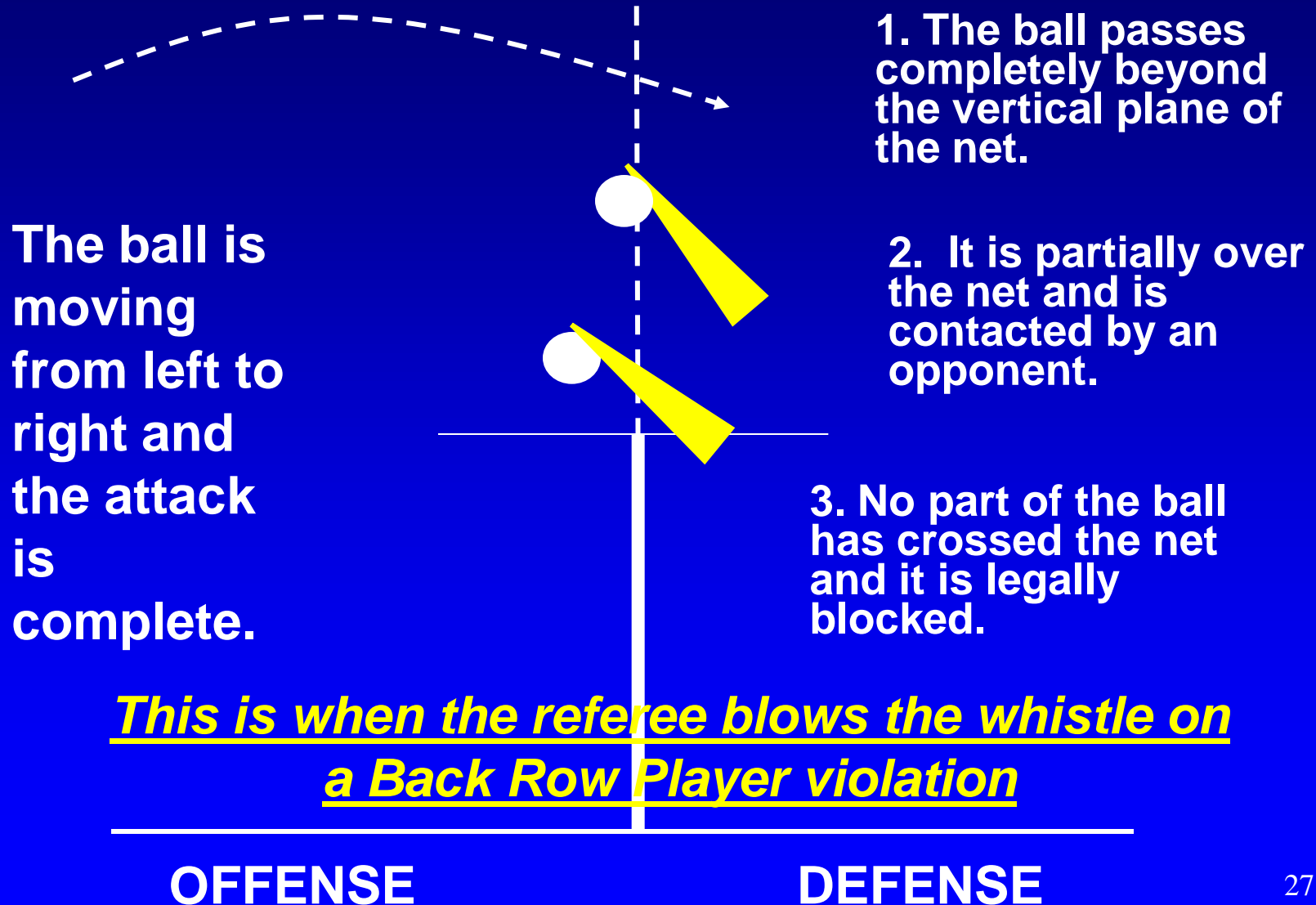
9.5.5 - BACK ROW PLAYER

ART 5. A BACK ROW PLAYER SHALL NOT

- a. Participate in a completed block.
- b. Attack a ball which is completely above the height of the net while positioned:
 1. On or in front of the attack line or its out of bounds (OOB) extension;
 2. In the air, having left the floor on or in front of the attack line or its OOB extension;

NOTE: An illegal BR attack shall not be called until the ball has completely crossed the net or is legally blocked by an opponent (Pg 34, Rule 9.5. Note) or when the ball is considered to have crossed the net (Pg 32, Rule 9.4.4).

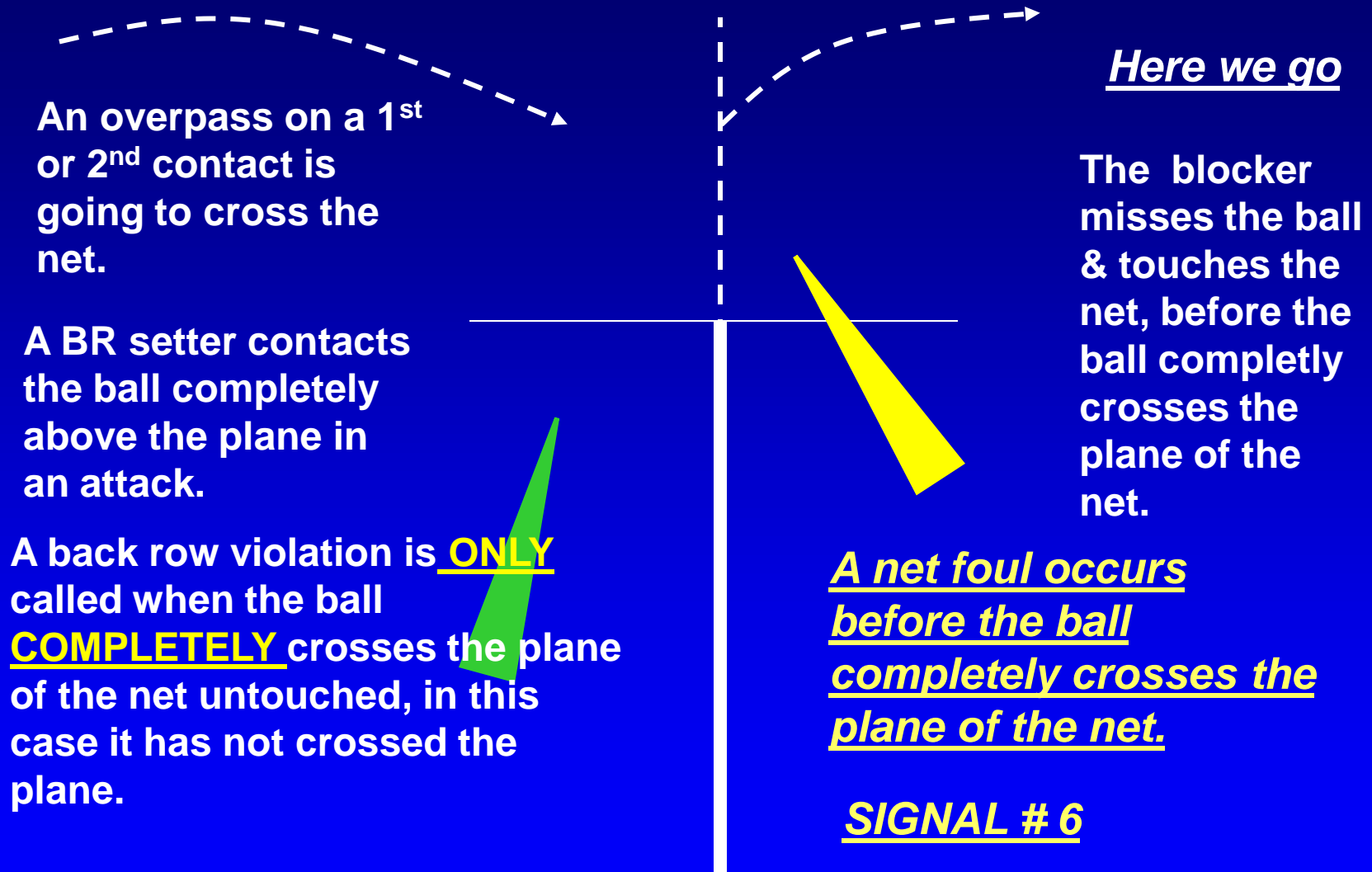
WHEN THE BALL IS CONSIDERED TO HAVE CROSSED THE NET



WHY IS THIS IMPORTANT

- Once the ball crosses or is considered to have crossed the net, the other team gets 3 hits.
- Some fouls are called (whistled) **ONLY** when the ball crosses or is considered to have crossed the net, not before.
- It is important for the referee to wait until the ball is considered to have crossed the net before they whistle this play illegal as other things may happen before the ball is considered to have crossed the net, an example follows.

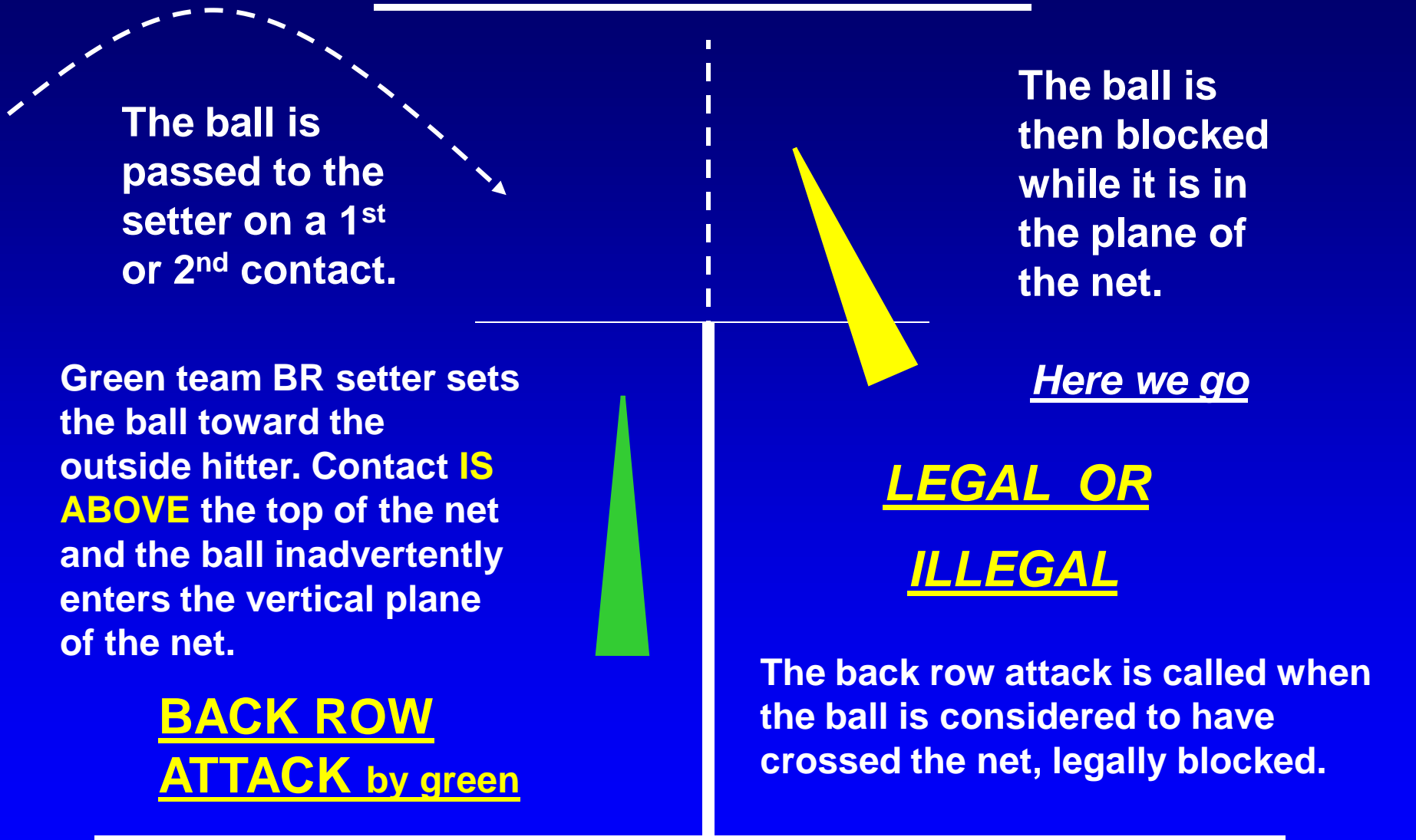
WHY THE REFEREE WAITS TO CALL AN ILLEGAL BACK ROW ATTACK



OFFENSE

DEFENSE

BRP SITUATION - 1



The ball is passed to the setter on a 1st or 2nd contact.

Green team BR setter sets the ball toward the outside hitter. Contact **IS ABOVE** the top of the net and the ball inadvertently enters the vertical plane of the net.

BACK ROW
ATTACK by green

OFFENSE

The ball is then blocked while it is in the plane of the net.

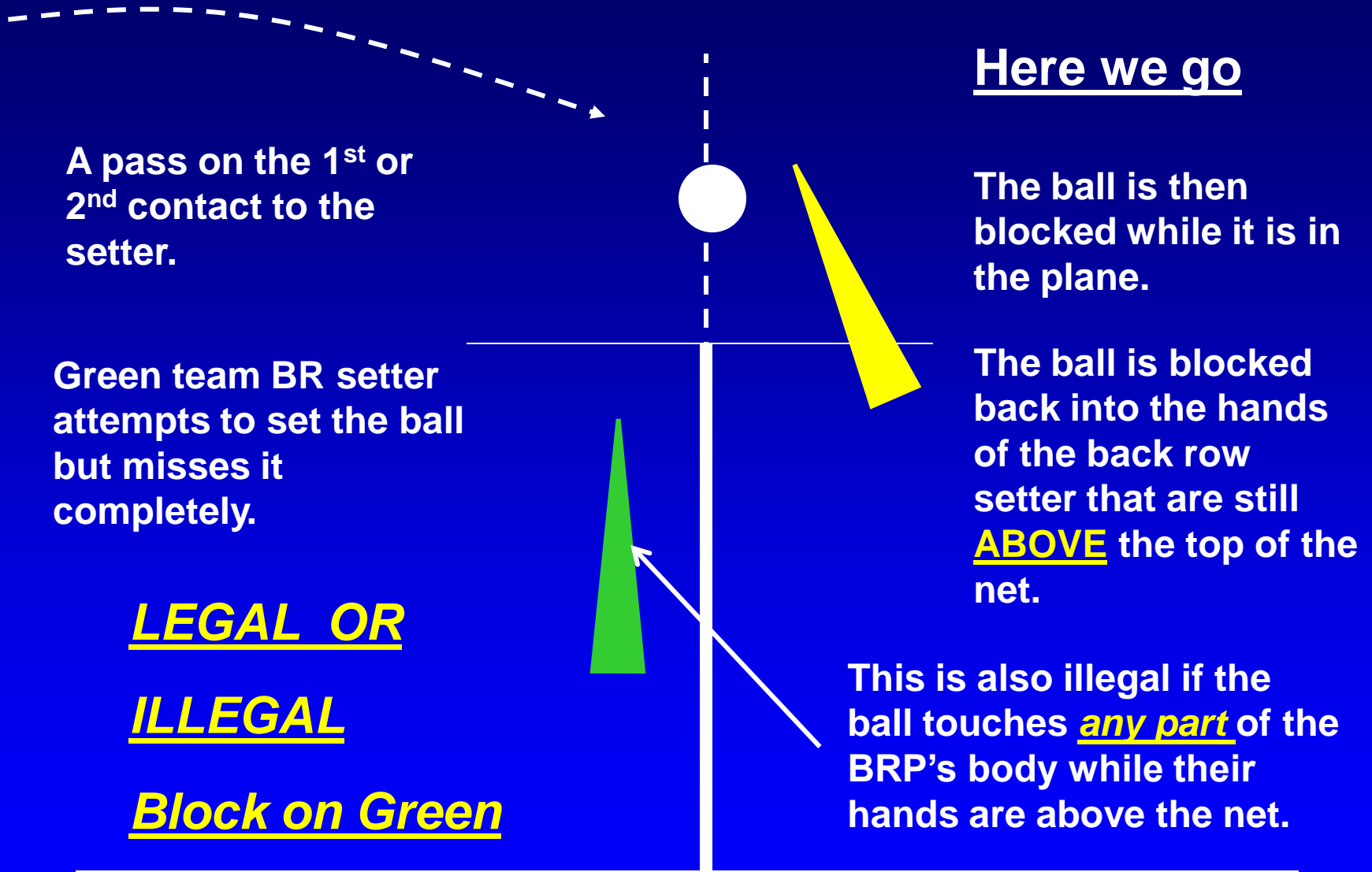
Here we go

LEGAL OR
ILLEGAL

The back row attack is called when the ball is considered to have crossed the net, legally blocked.

DEFENSE

BRP SITUATION - 2



OFFENSE

DEFENSE

BRP SITUATION - 3

A pass on the 1st or 2nd contact to the setter.

Green team BR setter sets the ball and the ball enters the vertical plane of the net, the setters contact with the ball IS BELOW the top of the net.

**LEGAL
OR ILLEGAL
FIRST CONTACT**

Here we go

The ball is then blocked (in the plane) back into the hands of the BR setter that are below the top of the net.

Can the green setter touch the ball next ?

NO, that would be 2 hits.

OFFENSE

DEFENSE

BRP SITUATION - 4

LEGAL OR

ILLEGAL

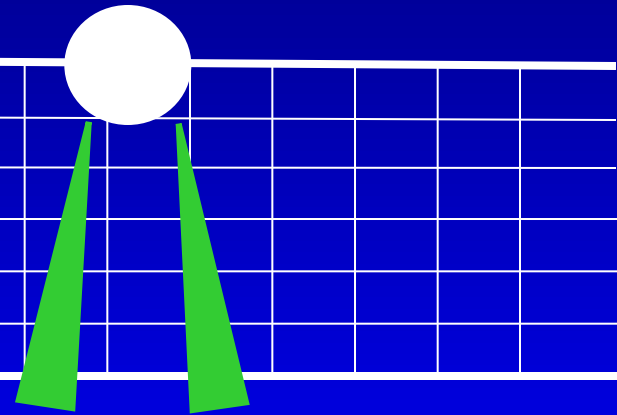


Back Row Block

The ball is blocked back into the back row setter's hands that are above the top of the net.

LEGAL

OR ILLEGAL



First Contact

The ball is blocked back into the back row setter's hands that are below the top of the net.

BRP SITUATION - 5

An overpass on a 1st or 2nd contact is going to cross the net.

Green back row setter contacts the ball completely above the top of the net in an attack.

ILLEGAL

SIGNAL # 8

BACK ROW ATTACK

On green BR setter

The blocker misses the ball and the ball crosses the plane of the net untouched by the blocker.

Here we go

LEGAL OR ILLEGAL

The foul is called when the ball **COMPLETELY** crosses the plane of the net untouched.

OFFENSE

DEFENSE

BRP SITUATION - 6

The ball is passed on a 1st or 2nd contact to the BR setter.

LEGAL OR
ILLEGAL

Block or Attack ?

Illegal attack by green BR setter. Called as soon as the ball is considered to have crossed the net (legally blocked).

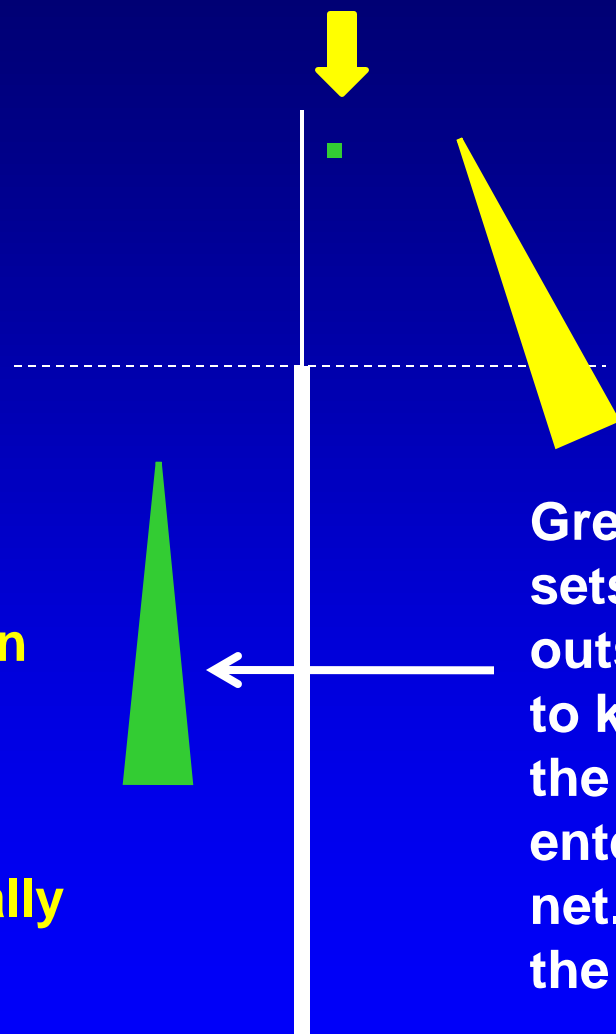
The ball is then blocked in the plane of the net by yellow.

Here we go

Green team BR setter sets the ball to the outside hitter and tries to keep it on her side of the net but the ball enters the plane of the net. Contact IS ABOVE the top of the net.

OFFENSE

DEFENSE



BRP SITUATION - 7

An overpass on a 1st or 2nd contact, is obviously **ATTACKED** across the net by green BR setter, contact **IS ABOVE** the top of the net.

LEGAL OR ILLEGAL

Block or Attack ?

Illegal attack by green,
Signal # 8

The ball is then blocked by yellow.

Here we go

It does not matter if the ball is in the plane or not as long as it is a legal block. The foul is called when the ball is considered to have crossed the net (legally above the top of the net) blocked by yellow. makes this illegal.

OFFENSE

DEFENSE

BRP SITUATION - 8

A pass on any contact, enters the plane of the net, a BR setter, contacts the ball when it is above the top of the net.

LEGAL OR ILLEGAL

SIGNAL # 9

Illegal block by green




The ball is blocked in the plane.

Here we go

There is simultaneous contact.

The foul is called when the ball is considered to have crossed the net (**legally blocked**). At the **simultaneous contact**.



OFFENSE

DEFENSE

SERVING ***SITUATIONS***

BLOCKING A SERVE

Rule 9.6.5,
Blocking a served
ball is not
permitted.

A served ball falls
within a blockers reach,
the ball is above the top
plane of the net.

This is a violation
if the ball is
blocked before it
falls below the top
of the net.

LEGAL OR

ILLEGAL

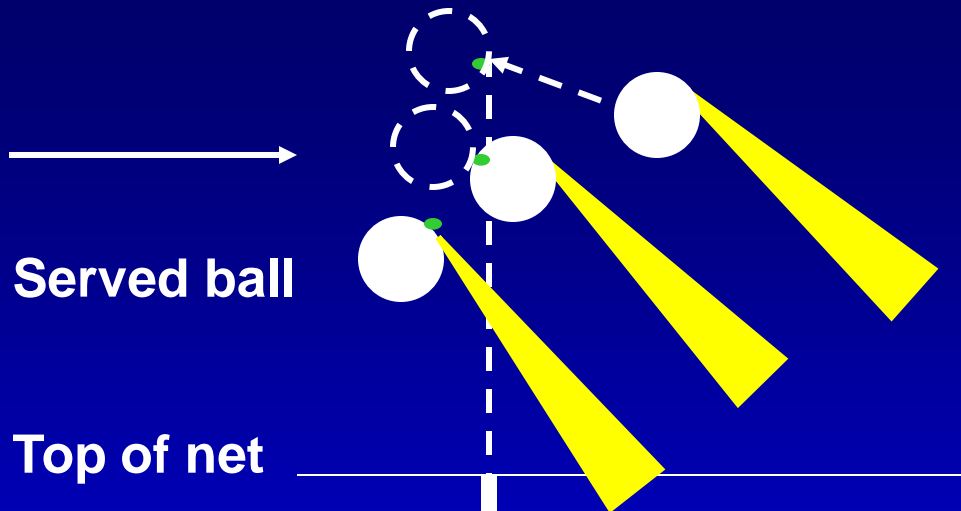
IN ALL CASES
ILLEGAL BLOCK
SIGNAL # 9

The foul is called when
the ball is blocked.

OFFENSE

DEFENSE

ATTACKING A SERVED BALL



A served ball is attacked back to the served side from anywhere on the court when the ball is completely above the top of the net.

LEGAL OR ILLEGAL

Rule 9.6.6

Page 35

The foul is not called until the ball completely crosses the vertical plane of the net or is considered to have crossed the net (legally blocked), the ball could be hit into the net.

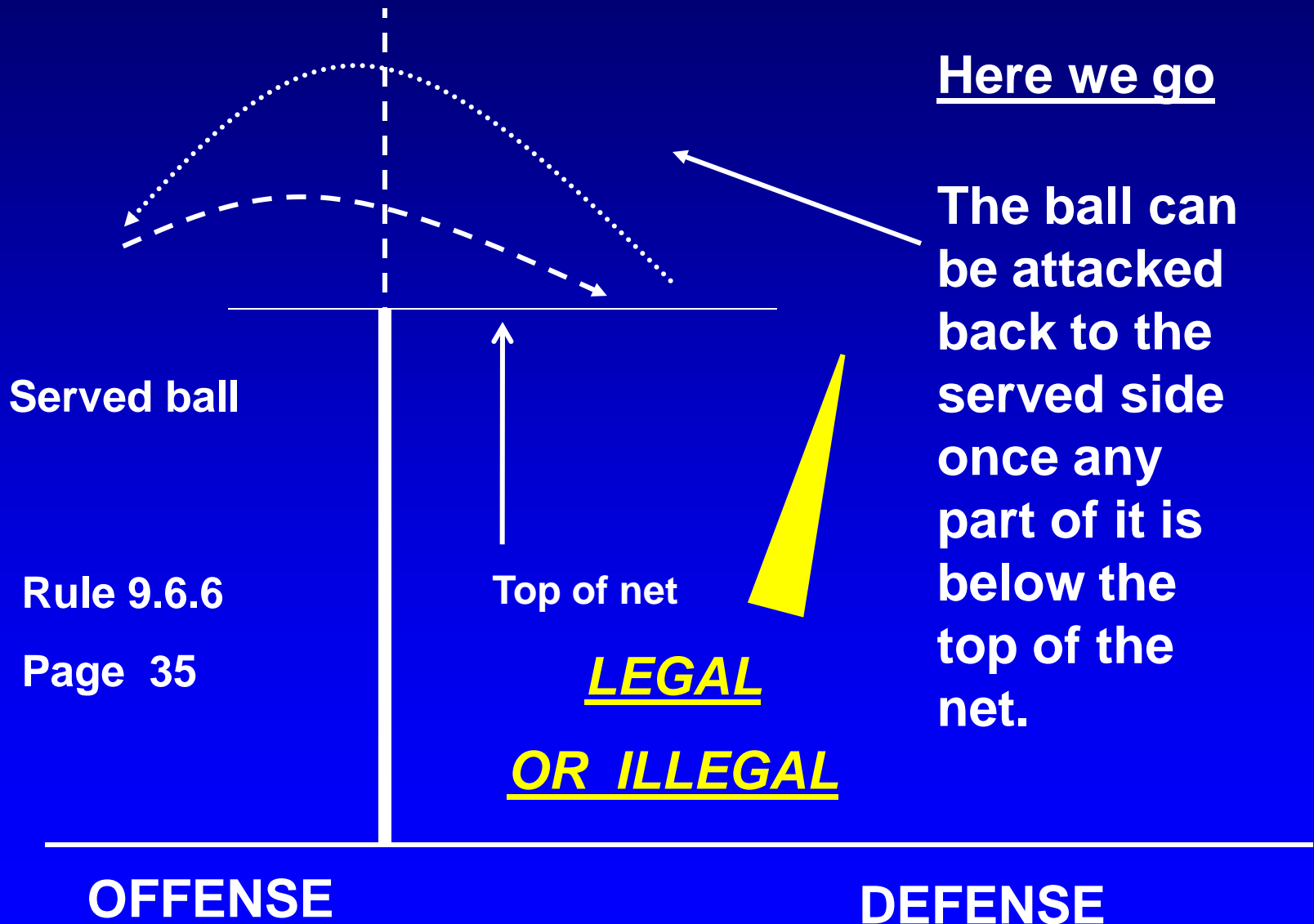
SIGNAL # 8

ILLEGAL ATTACK OF SERVE

OFFENSE

DEFENSE

ATTACK OF A SERVED BALL



OVER
THE NET
SITUATIONS

NET PLAY 9.6.3

A player shall not contact a ball which is completely on the opponents side of the net unless the contact is a legal block.

OVER THE NET - 1

A 1st contact is a return of serve pass that goes near the net to the setter (FR or BR) who is clearly waiting for the ball.

The ball is clearly completely on the offensive side of the net.

The ball is blocked over the opponents court before contact by the setter.

Here we go

LEGAL OR

ILLEGAL

SIGNAL # 5
OVER THE NET

OFFENSE

DEFENSE

OVER THE NET - 2

The setter (FR or BR) sets the ball (2nd contact) straight up. In this situation it does matter where the setter contacts the ball.

The ball is clearly COMPLETELY on the offensive (green) side of the net.

The ball is blocked over the opponents court AFTER the contact by the setter.

Here we go

LEGAL OR

ILLEGAL

SIGNAL # 5

OVER THE NET

OFFENSE

DEFENSE

There has been one contact by the red team before this play. Red # 13 is trying to set the ball.

The ball **HAS NOT** entered the vertical plane of the net and is blocked by # 25 before or after # 13 touches the ball.



The setter, # 13, could be a front or back row player and is trying to set the ball to a team mate. The red team has the right to 2 more contacts as long as the ball is still on their side of the net.

LEGAL OR

ILLEGAL

OVER THE NET - 3 a.

The front row setter clearly **ATTACKS** the ball towards the opponent's court on any hit.

The ball is blocked over the opponents court after the attack hit by the setter.

The ball is clearly completely on the offensive side of the net.

It is **ALWAYS** legal to block over the opponents court after an **ATTACK**.

Here we go

LEGAL

OR ILLEGAL

OFFENSE

DEFENSE

OVER THE NET - 3 b.

Same situation
BUT, the
distances are
much closer.

This is a VERY
difficult play to call,
the distances are
VERY small. It
happens very fast.

The most important
point here is, "Was it
an attack hit by the
setter ? "

This is an R1 call.

Here we go

Is the block by yellow

LEGAL
OR ILLEGAL

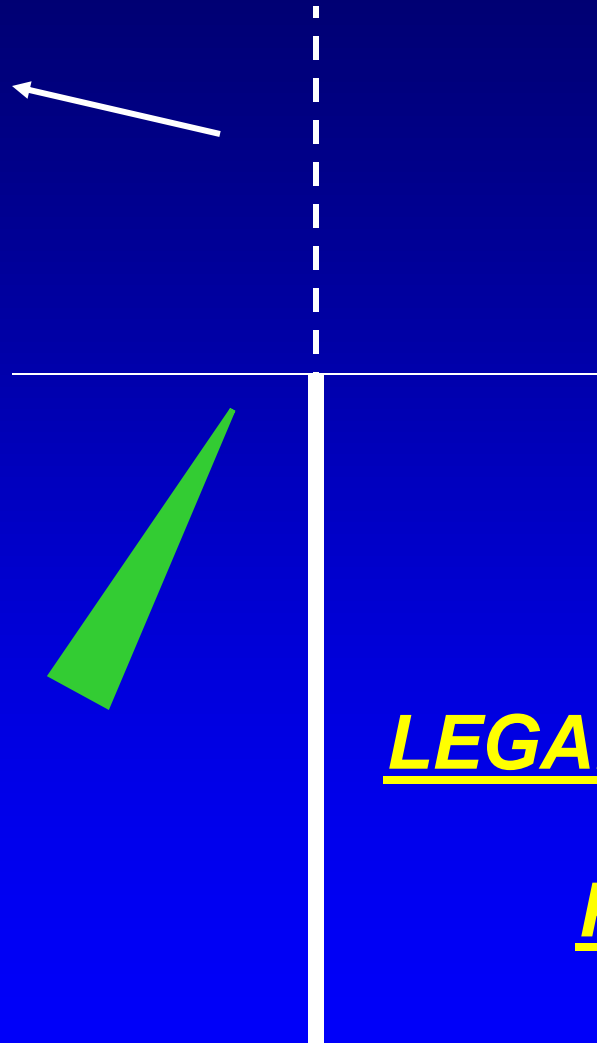
OFFENSE

DEFENSE

OVER THE NET - 4

An overpass on the 1st or 2nd contact is going to cross the net, setter (BR or FR) tries to bring the ball back to her side using her fist.

The ball is still CLEARLY in the vertical plane of the net.



The setter or any player tries to bring the ball back to their side of the court while the ball is still in the plane of the net.

Here we go

LEGAL OR ILLEGAL

PLAY ON

OFFENSE

DEFENSE

OVER THE NET - 5

An overpass, on a 1st or 2nd contact, crosses the net and the green setter (FR or BR) tries to bring the ball back to her side.

The ball is CLEARLY on the opponents side.

SIGNAL # 5
OVER THE NET

OFFENSE

The contact with the ball is after it has completely crossed the plane of the net and the ball is now clearly over the opponents court.

Here we go

LEGAL OR
ILLEGAL

DEFENSE

SUMMARY

- **Judge attacking violations by the position of the ball and blow the whistle when the attack is complete.**
- **Judge blocking violations by the position of the player and blow the whistle on contact with the ball.**

QUESTIONS